

## LABORATORY CENTRIFUGES RC 20 / RC 30 VX



RC 30 Vx

RC 30 VxR

### KEY FEATURES OF RC TYPE CENTRIFUGES



#### EASE OF USE

- Cake discharge by removable bag.
- Cycle control in manual or semiautomatic mode.
- Can be installed on the groundfloor or upstairs.



#### FLEXIBILITY

- Interchanging elements.
- Possibility to test various solutions (filtration / decantation) for liquid / solid separation.
- Allows use in laboratories as well as for pilot plant trials and even for small scale production (kilolab).



#### RELIABILITY

- Perform under most arduous conditions: process of corrosive products, aggressive environments, explosible atmosphere...

## GENERAL DESIGN OF RC20 / RC30 VX TYPE CENTRIFUGES

### Rigid frame

Vertical axis centrifuge mounted on 4 anti-vibration rubber dampers.



### Controllers

Centrifuge manual operation by means of a control box set on the frame.

### Electrical Cabinet

Separate & water tight.



## MAIN FEATURES

TYPE	Basket $\varnothing$ mm	Basket Height mm	Useful volume $\text{dm}^3$	Useful load kg	Maximum speed tr/min	Lenght mm	Widht mm	Height mm	Weight kg
RC 20	200	100	1.2	1.5	3000	780	440	645	130
RC 30	300	150	5.5	6.85	3000	780	440	645	130



### Basket

$\varnothing$  200 mm (RC20) or  $\varnothing$  300mm (RC30) ) with removable filtration bag.

### Material

All product wetted parts including the outside frame are manufactured from stainless steel AISI 316.

### Lid with E.P

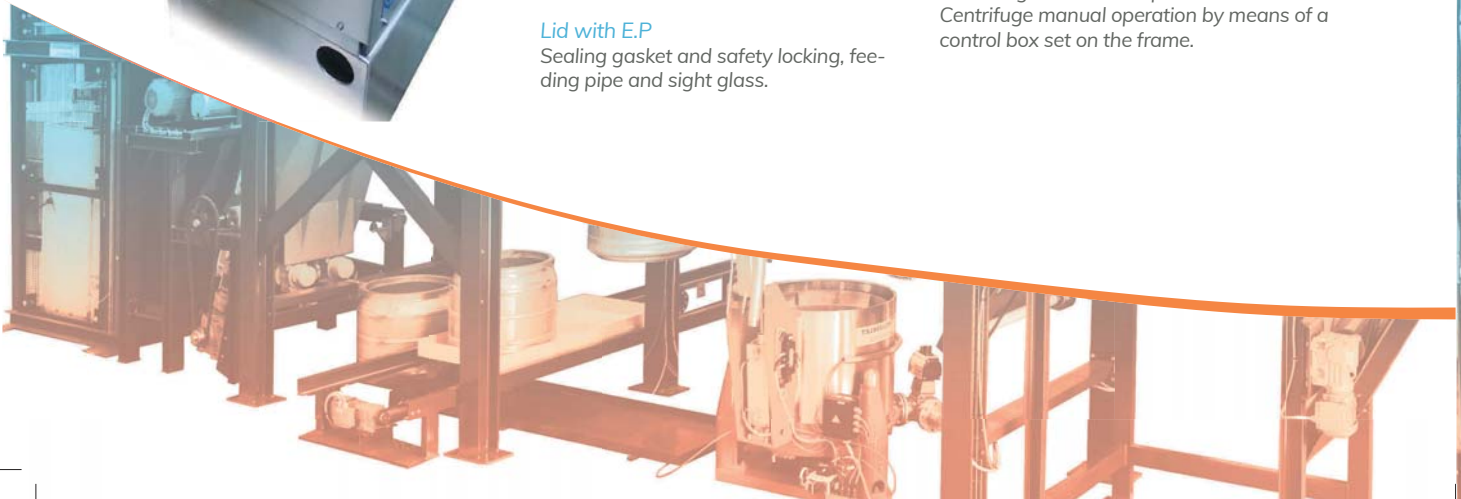
Sealing gasket and safety locking, feeding pipe and sight glass.

### Rotating basket

Driven by single speed side mounted motor and transmission via antistatic belt connected to a frequency inverter to achieve starting, braking and variable speed. All motors and electrical equipment mounted on the machine are water tight (IP55).

### Safety

Centrifuge supplied with all safety devices according to latest European standards. Centrifuge manual operation by means of a control box set on the frame.



## ALTERNATIVE CONSTRUCTIONS AND OPTIONNALS EQUIPMENTS

### ATEX CONFORMITY/EXPLOSION PROOF EQUIPMENT

Manufactured according to ATEX regulation (European Union countries) or supplied with explosion proof electrical equipment (countries outside the EU).

Possibility to supply the control panel under explosion proof envelope.



### INERTIZATION

The centrifuge can be gas-tight for gas under pressure (10 mbar) to receive nitrogen blanketed (relevant piping + lid and gasket suitable for improved sealing).

Possible supply of the inerting control system (ICS) and of the hydraulic siphon for sealing the outlet pipe.

### MATERIALS

Other stainless steels or alloys for all product wetted parts. Lid seal from VITON, or VITON PTFE encapsulated, silicone and silicone rubber PTFE encapsulated.



Cake rinsing pipe with one or more adjustable spraying nozzles.



Inspection lamp on additional sight hole.



Standard decantation bowl  
 Ø 200 mm (useful volume 1, 2 liter) or Ø 300 mm (useful volume 5, 5 liters) or bowl with top part designed with sets of 2 holes, plugged with screws, for different defined useful volumes.

Control cabinet  
 On Skid.

Liquors discharge pump.

Mobile manual trolley  
 manufactured from mild or stainless steel.



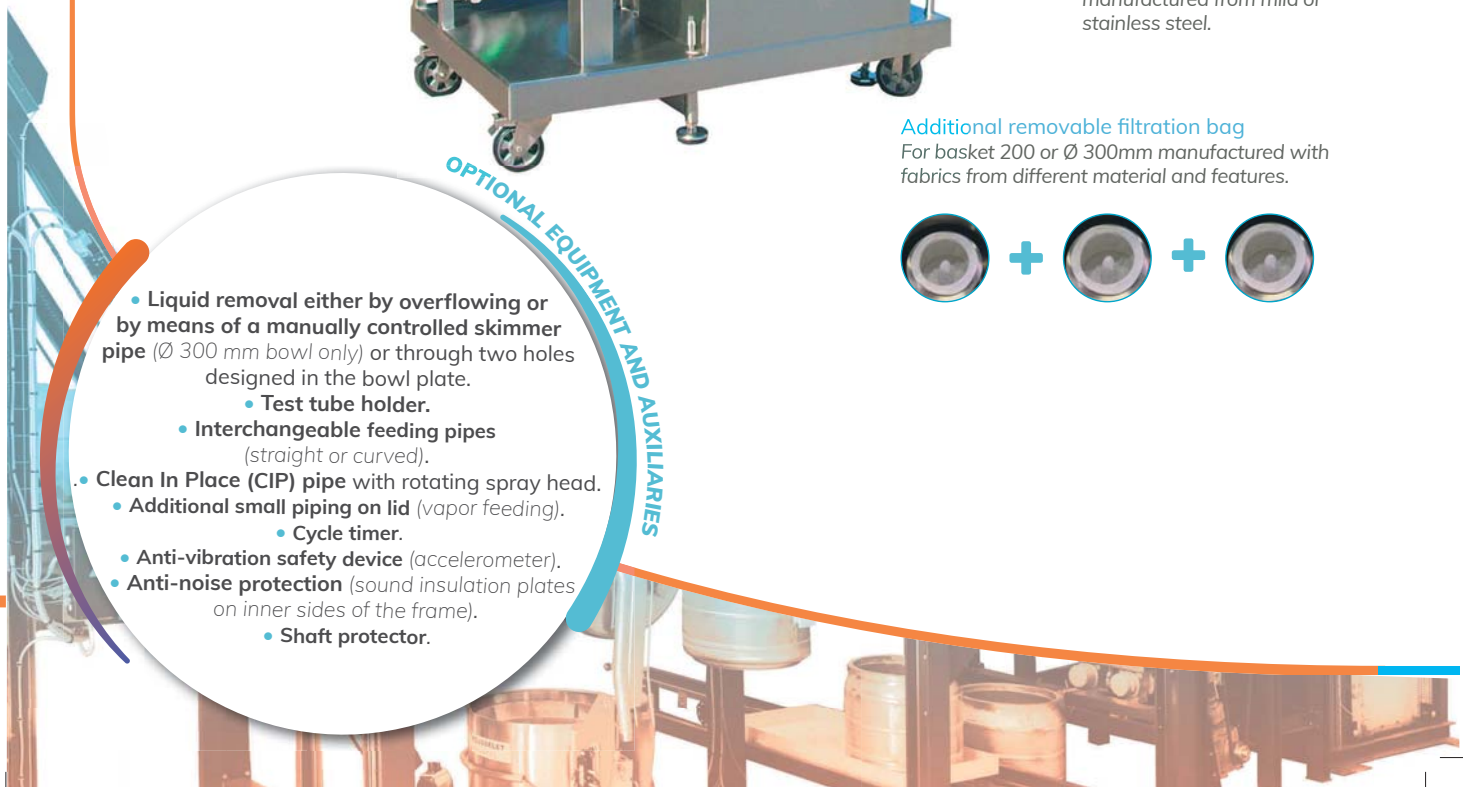
### Additional removable filtration bag

For basket 200 or Ø 300mm manufactured with fabrics from different material and features.



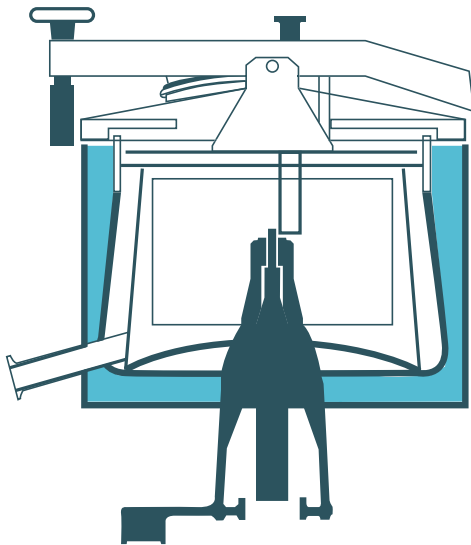
### OPTIONAL EQUIPMENT AND AUXILIARIES

- Liquid removal either by overflowing or by means of a manually controlled skimmer pipe (Ø 300 mm bowl only) or through two holes designed in the bowl plate.
  - Test tube holder.
  - Interchangeable feeding pipes (straight or curved).
- Clean In Place (CIP) pipe with rotating spray head.
  - Additional small piping on lid (vapor feeding).
  - Cycle timer.
- Anti-vibration safety device (accelerometer).
- Anti-noise protection (sound insulation plates on inner sides of the frame).
  - Shaft protector.



## SPECIFIC VERSIONS

- Double jacket shell, with or without thermal insulation.
- Increased maximum speed: according to the centrifuge configuration, processed solution characteristics, and with ROUSSELET ROBATEL choice only, the centrifuge will be built with optional rotating rotor speed of 3.500 or 4.000 rpm.
- Removable basket  $\varnothing$  200 mm or  $\varnothing$  300 mm, driven in rotation by a non removable basket carrier or bowl (for impregnation machine only) / maximum speed reduced to 1.500 rpm.
- Rotor manufactured with specific shapes, dimensions and volumes.
- Finish level as per customer request (improved mechanical polishing or electrolytic polishing).
- Centrifuge designed to incorporate a soft containment envelope or placed under a rigid glove box.



### HEADQUARTERS

ROUSSELET ROBATEL  
45 Avenue Rhin et Danube  
Parc d'activité économique de Marenton  
07104 ANNONAY - FRANCE  
Tel.: +33 / (0) 4 75 69 22 11  
Fax: +33 / (0) 4 75 67 69 80  
E-mail: rousselet.sa@rousselet.com

### UK

Rousselet UK Ltd  
Parkside House, 17 East Parade  
HARROGATE  
NORTH YORKSHIRE HG1 5LF  
Tel: + 44 (0)1 423 530 093  
Fax: + 44 (0)1 423 530 120  
E-mail: sales@rousselet-robatel.co.uk

### CZECH REPUBLIC

Rousselet Robatel CZ  
Počernická 96  
CZ – 108 00 Praha 10  
Tel: +420 296 411 402  
Fax: +420 296 411 403  
E-mail: info@rousselet.cz

### USA

Robatel Inc.  
703 West Housatonic Street  
PITTSFIELD  
MA 01201  
Tel: + 1 413 499 4818  
Fax: + 1 413 499 5648  
E-mail: sales@robatel.com

[WWW.ROUSSELET-ROBATEL.COM](http://WWW.ROUSSELET-ROBATEL.COM)